



Extensible Markup Language (XML)

1.0 (Second Edition)

W3C Recommendation 6 October 2000

This version:

<http://www.w3.org/TR/2000/REC-xml-20001006>

[XHTML](#)

[XML](#)

[PDF](#)

[XHTML review version](#)

Latest version:

<http://www.w3.org/TR/REC-xml>

Previous versions:

<http://www.w3.org/TR/2000/WD-xml-2e-20000814>

<http://www.w3.org/TR/1998/REC-xml-19980210>

Authors and Contributors:

Tim Bray (Textuality and Netscape) <tbray@textuality.com>

Jean Paoli (Microsoft) <jeanpa@microsoft.com>

C. M. Sperberg-McQueen (University of Illinois at Chicago and Text Encoding Initiative)

<cmsmcq@uic.edu>

Eve Maler (Sun Microsystems, Inc.) <eve.maler@east.sun.com>

Copyright © 2000 W3C® ([MIT](#), [INRIA](#), [Keio](#)), All Rights Reserved.

W3C [liability](#), [trademark](#), [document use](#), and [software licensing](#) rules apply.

Abstract

The Extensible Markup Language (XML) is a subset of SGML that is completely described in this document. Its goal is to enable generic SGML to be served, received, and processed on the Web in the way that is now possible with HTML. XML has been designed for ease of implementation and for interoperability with both SGML and HTML.

Status of this document

This document has been reviewed by W3C Members and other interested parties and has been endorsed by the Director as a W3C Recommendation. It is a stable document and may be used as reference material or cited as a normative reference from another document. W3C's role in making the Recommendation is to draw attention to the specification and to promote its widespread deployment. This enhances the functionality and interoperability of the Web.

This document specifies a syntax created by subsetting an existing, widely used international text processing standard (Standard Generalized Markup Language, ISO 8879:1986(E) as amended and corrected) for use on the World Wide Web. It is a product of the W3C XML Activity, details of which can be found at <http://www.w3.org/XML>. The English version of this specification is the only normative version. However, for translations of this document, see <http://www.w3.org/XML/#trans>. A list of current W3C Recommendations and other technical documents can be found at <http://www.w3.org/TR>.

This second edition is *not* a new version of XML (first published 10 February 1998); it merely incorporates the changes dictated by the first-edition errata (available at <http://www.w3.org/XML/xml-19980210-errata>) as a convenience to readers. The errata list for this second edition is available at <http://www.w3.org/XML/xml-V10-2e-errata>.

Please report errors in this document to xml-editor@w3.org; [archives](#) are available.



C. M. Sperberg-McQueen's affiliation has changed since the publication of the first edition. He is now at the World Wide Web Consortium, and can be contacted at cmsmcq@w3.org.

Table of Contents

1. Introduction	1
1.1. Origin and Goals	1
1.2. Terminology	2
2. Documents	3
2.1. Well-Formed XML Documents	3
2.2. Characters	3
2.3. Common Syntactic Constructs	4
2.4. Character Data and Markup	5
2.5. Comments	6
2.6. Processing Instructions	6
2.7. CDATA Sections	6
2.8. Prolog and Document Type Declaration	7
2.9. Standalone Document Declaration	9
2.10. White Space Handling	10
2.11. End-of-Line Handling	10
2.12. Language Identification	10
3. Logical Structures	11
3.1. Start-Tags, End-Tags, and Empty-Element Tags	12
3.2. Element Type Declarations	13
3.2.1. Element Content	14
3.2.2. Mixed Content	14
3.3. Attribute-List Declarations	15
3.3.1. Attribute Types	15
3.3.2. Attribute Defaults	17
3.3.3. Attribute-Value Normalization	18
3.4. Conditional Sections	19
4. Physical Structures	20
4.1. Character and Entity References	20
4.2. Entity Declarations	21
4.2.1. Internal Entities	22
4.2.2. External Entities	22
4.3. Parsed Entities	23
4.3.1. The Text Declaration	23
4.3.2. Well-Formed Parsed Entities	23
4.3.3. Character Encoding in Entities	23
4.4. XML Processor Treatment of Entities and References	25

4.4.1. Not Recognized	26
4.4.2. Included	26
4.4.3. Included If Validating	26
4.4.4. Forbidden	26
4.4.5. Included in Literal	26
4.4.6. Notify	27
4.4.7. Bypassed	27
4.4.8. Included as PE	27
4.5. Construction of Internal Entity Replacement Text	27
4.6. Predefined Entities	28
4.7. Notation Declarations	28
4.8. Document Entity	28
5. Conformance	29
5.1. Validating and Non-Validating Processors	29
5.2. Using XML Processors	29
6. Notation	30

Appendices

A. References	31
A.1. Normative References	31
A.2. Other References	32
B. Character Classes	33
C. XML and SGML (Non-Normative)	36
D. Expansion of Entity and Character References (Non-Normative)	36
E. Deterministic Content Models (Non-Normative)	37
F. Autodetection of Character Encodings (Non-Normative)	37
F.1. Detection Without External Encoding Information	38
F.2. Priorities in the Presence of External Encoding Information	39
G. W3C XML Working Group (Non-Normative)	39
H. W3C XML Core Group (Non-Normative)	40
I. Production Notes (Non-Normative)	40

1. Introduction

Extensible Markup Language, abbreviated XML, describes a class of data objects called [XML documents](#) and partially describes the behavior of computer programs which process them. XML is an application profile or restricted form of SGML, the Standard Generalized Markup Language [ISO 8879]. By construction, XML documents are conforming SGML documents.

XML documents are made up of storage units called [entities](#), which contain either parsed or unparsed data. Parsed data is made up of [characters](#), some of which form [character data](#), and some of which form [markup](#). Markup encodes a description of the document's storage layout and logical structure. XML provides a mechanism to impose constraints on the storage layout and logical structure.

A software module called an *XML processor* is used to read XML documents and provide access to their content and structure. It is assumed that an XML processor is doing its work on behalf of another module, called the *application*. This specification describes the required behavior of an XML processor in terms of how it must read XML data and the information it must provide to the application.

1.1. Origin and Goals

XML was developed by an XML Working Group (originally known as the SGML Editorial Review Board) formed under the auspices of the World Wide Web Consortium (W3C) in 1996. It was chaired by Jon Bosak of Sun Microsystems with the active participation of an XML Special Interest Group (previously known as the SGML Working Group) also organized by the W3C. The membership of the XML Working Group is given in an appendix. Dan Connolly served as the WG's contact with the W3C.

The design goals for XML are:

1. XML shall be straightforwardly usable over the Internet.
2. XML shall support a wide variety of applications.
3. XML shall be compatible with SGML.
4. It shall be easy to write programs which process XML documents.
5. The number of optional features in XML is to be kept to the absolute minimum, ideally zero.
6. XML documents should be human-legible and reasonably clear.
7. The XML design should be prepared quickly.
8. The design of XML shall be formal and concise.
9. XML documents shall be easy to create.
10. Terseness in XML markup is of minimal importance.

This specification, together with associated standards (Unicode and ISO/IEC 10646 for characters, Internet RFC 1766 for language identification tags, ISO 639 for language name codes, and ISO 3166 for country name codes), provides all the information necessary to understand XML Version 1.0 and construct computer programs to process it.

This version of the XML specification may be distributed freely, as long as all text and legal notices remain intact.

1.2. Terminology

The terminology used to describe XML documents is defined in the body of this specification. The terms defined in the following list are used in building those definitions and in describing the actions of an XML processor:

may

Conforming documents and XML processors are permitted to but need not behave as described.

must

Conforming documents and XML processors are required to behave as described; otherwise they are in error.

error

A violation of the rules of this specification; results are undefined. Conforming software may detect and report an error and may recover from it.

fatal error

An error which a conforming [XML processor](#) must detect and report to the application. After encountering a fatal error, the processor may continue processing the data to search for further errors and may report such errors to the application. In order to support correction of errors, the processor may make unprocessed data from the document (with intermingled character data and markup) available to the application. Once a fatal error is detected, however, the processor must not continue normal processing (i.e., it must not continue to pass character data and information about the document's logical structure to the application in the normal way).

at user option

Conforming software may or must (depending on the modal verb in the sentence) behave as described; if it does, it must provide users a means to enable or disable the behavior described.

validity constraint

A rule which applies to all [valid](#) XML documents. Violations of validity constraints are errors; they must, at user option, be reported by [validating XML processors](#).

well-formedness constraint

A rule which applies to all [well-formed](#) XML documents. Violations of well-formedness constraints are [fatal errors](#).

match

(Of strings or names:) Two strings or names being compared must be identical. Characters with multiple possible representations in ISO/IEC 10646 (e.g. characters with both precomposed and base+diacritic forms) match only if they have the same representation in both strings. No case folding is performed. (Of strings and rules in the grammar:) A string matches a grammatical production if it belongs to the language generated by that production. (Of content and content models:) An element matches its declaration when it conforms in the fashion described in the constraint "[Element Valid](#)".

for compatibility

Marks a sentence describing a feature of XML included solely to ensure that XML remains compatible with SGML.

for interoperability

Marks a sentence describing a non-binding recommendation included to increase the chances that XML documents can be processed by the existing installed base of SGML processors which predate the WebSGML Adaptations Annex to ISO 8879.

2. Documents

A data object is an *XML document* if it is [well-formed](#), as defined in this specification. A well-formed XML document may in addition be [valid](#) if it meets certain further constraints.

Each XML document has both a logical and a physical structure. Physically, the document is composed of units called [entities](#). An entity may [refer](#) to other entities to cause their inclusion in the document. A document begins in a “root” or [document entity](#). Logically, the document is composed of declarations, elements, comments, character references, and processing instructions, all of which are indicated in the document by explicit markup. The logical and physical structures must nest properly, as described in § 4.3.2 – [Well-Formed Parsed Entities](#) on page 23.

2.1. Well-Formed XML Documents

A textual object is a *well-formed* XML document if:

1. Taken as a whole, it matches the production labeled [document](#).
2. It meets all the well-formedness constraints given in this specification.
3. Each of the [parsed entities](#) which is referenced directly or indirectly within the document is [well-formed](#).

[1] document ::= [prolog element Misc](#)*

Matching the [document](#) production implies that:

1. It contains one or more [elements](#).
2. There is exactly one element, called the *root*, or document element, no part of which appears in the [content](#) of any other element. For all other elements, if the [start-tag](#) is in the content of another element, the [end-tag](#) is in the content of the same element. More simply stated, the elements, delimited by start- and end-tags, nest properly within each other.

As a consequence of this, for each non-root element C in the document, there is one other element P in the document such that C is in the content of P, but is not in the content of any other element that is in the content of P. P is referred to as the *parent* of C, and C as a *child* of P.

2.2. Characters

A parsed entity contains *text*, a sequence of [characters](#), which may represent markup or character data. A *character* is an atomic unit of text as specified by ISO/IEC 10646 [[ISO/IEC 10646](#)] (see also [[ISO/IEC 10646-2000](#)]). Legal characters are tab, carriage return, line feed, and the legal characters of Unicode and ISO/IEC 10646. The versions of these standards cited in [Appendix A.1 – Normative References](#) on page 31 were current at the time this document was prepared. New characters may be added to these standards by amendments or new editions. Consequently, XML processors must accept any character in the range

specified for **Char**. The use of “compatibility characters”, as defined in section 6.8 of [Unicode] (see also D21 in section 3.6 of [Unicode3]), is discouraged.

[16]

Char ::= #x9 | #xA | #xD | [#x20-#xD7FF] | [#xE000-#xFFFD] | [#x10000-#x10FFFF]

*/
ya
-b
ac
-a
-a
it
de
gni
cht
-s
-r
etg
bb
F
da
F
/*

The mechanism for encoding character code points into bit patterns may vary from entity to entity. All XML processors must accept the UTF-8 and UTF-16 encodings of 10646; the mechanisms for signaling which of the two is in use, or for bringing other encodings into play, are discussed later, in § 4.3.3 – [Character Encoding in Entities](#) on page 23.

2.3. Common Syntactic Constructs

This section defines some symbols used widely in the grammar.


S (white space) consists of one or more space (#x20) characters, carriage returns, line feeds, or tabs.

[26]

S ::= (#x20 | #x9 | #xD | #xA)+

Characters are classified for convenience as letters, digits, or other characters. A letter consists of an alphabetic or syllabic base character or an ideographic character. Full definitions of the specific characters in each class are given in [Appendix B – Character Classes](#) on page 33.

A *Name* is a token beginning with a letter or one of a few punctuation characters, and continuing with letters, digits, hyphens, underscores, colons, or full stops, together known as name characters. Names beginning with the string “xml”, or any string which would match (('X' | 'x') ('M' | 'm') ('L' | 'l')), are reserved for standardization in this or future versions of this specification.



The Namespaces in XML Recommendation [XML Names] assigns a meaning to names containing colon characters. Therefore, authors should not use the colon in XML names except for namespace purposes, but XML processors must accept the colon as a name character.

An **Nmtoken** (name token) is any mixture of name characters.

[33]

NameChar ::= Letter | Digit | '.' | '-' | '_' | ':' | CombiningChar | Extender

[50]

Name ::= (Letter | '_' | ':') (NameChar)*

[63]

Names ::= Name (S Name)*

[78] Nmtoken ::= (NameChar)+
 [88] Nmtokens ::= Nmtoken (S Nmtoken)*

Literal data is any quoted string not containing the quotation mark used as a delimiter for that string. Literals are used for specifying the content of internal entities (**EntityValue**), the values of attributes (**AttValue**), and external identifiers (**SystemLiteral**). Note that a **SystemLiteral** can be parsed without scanning for markup.


[103] EntityValue ::= '"' ([^%&"] | **PEReference** | **Reference**)* '"'
 | "'" ([^%&'] | **PEReference** | **Reference**)* "'"

[125] AttValue ::= '"' ([^<&"] | **Reference**)* '"'
 | "'" ([^<&'] | **Reference**)* "'"

[141] SystemLiteral ::= ('"' [^"]* '"') | ('"' [^']* '"')

[148] PubidLiteral ::= '"' **PubidChar*** "'" | ('"' (**PubidChar** - "'")* '"')

[161] PubidChar ::= #x20 | #xD | #xA | [a-zA-Z0-9] | [-'()+,./:=?;!*@\$_%]

 Although the **EntityValue** production allows the definition of an entity consisting of a single explicit < in the literal (e.g., <!ENTITY mylt "<">), it is strongly advised to avoid this practice since any reference to that entity will cause a well-formedness error.

2.4. Character Data and Markup

Text consists of intermingled **character data** and markup. *Markup* takes the form of **start-tags**, **end-tags**, **empty-element tags**, **entity references**, **character references**, **comments**, **CDATA section delimiters**, **document type declarations**, **processing instructions**, **XML declarations**, **text declarations**, and any white space that is at the top level of the document entity (that is, outside the document element and not inside any other markup).

All text that is not markup constitutes the *character data* of the document.

The ampersand character (&) and the left angle bracket (<) may appear in their literal form *only* when used as markup delimiters, or within a **comment**, a **processing instruction**, or a **CDATA section**. If they are needed elsewhere, they must be **escaped** using either **numeric character references** or the strings “&” and “<” respectively. The right angle bracket (>) may be represented using the string “>”, and must, **for compatibility**, be escaped using “>” or a character reference when it appears in the string “]]>” in content, when that string is not marking the end of a **CDATA section**.

In the content of elements, character data is any string of characters which does not contain the start-delimiter of any markup. In a CDATA section, character data is any string of characters not including the CDATA-section-close delimiter, “]]>”.

To allow attribute values to contain both single and double quotes, the apostrophe or single-quote character (') may be represented as “'”, and the double-quote character (") as “"”.

[168] CharData ::= [^<&]* - ([^<&]* ']'>' [^<&]*)

2.5. Comments

Comments may appear anywhere in a document outside other [markup](#); in addition, they may appear within the document type declaration at places allowed by the grammar. They are not part of the document's [character data](#); an XML processor may, but need not, make it possible for an application to retrieve the text of comments. [For compatibility](#), the string “--” (double-hyphen) must not occur within comments. Parameter entity references are not recognized within comments.

[175] Comment ::= '<!--' (([Char](#) - '-') | ('-' ([Char](#) - '-')))* '-->'

An example of a comment:

```
<!-- declarations for <head> & <body> -->
```

Note that the grammar does not allow a comment ending in --->. The following example is *not* well-formed.

```
<!-- B+, B, or B--->
```

2.6. Processing Instructions

Processing instructions (PIs) allow documents to contain instructions for applications.

[188] PI ::= '<?' [PITarget](#) (S ([Char](#)* - ([Char](#)* '?' [Char](#)*))?)? '>'

[210] PITarget ::= [Name](#) - ((('X' | 'x') ('M' | 'm') ('L' | 'l'))

PIs are not part of the document's [character data](#), but must be passed through to the application. The PI begins with a target ([PITarget](#)) used to identify the application to which the instruction is directed. The target names “XML”, “xml”, and so on are reserved for standardization in this or future versions of this specification. The XML [Notation](#) mechanism may be used for formal declaration of PI targets. Parameter entity references are not recognized within processing instructions.

2.7. CDATA Sections

CDATA sections may occur anywhere character data may occur; they are used to escape blocks of text containing characters which would otherwise be recognized as markup. CDATA sections begin with the string “<![CDATA[” and end with the string “]>”:

[219] CD Sect ::= [CDStart](#) [CData](#) [CDEnd](#)

[233] CDStart ::= '<![CDATA['

[240] CData ::= ([Char](#)* - ([Char](#)* ']]>' [Char](#)*))

[256] CDEnd ::= ']]>'

Within a CDATA section, only the [CDEnd](#) string is recognized as markup, so that left angle brackets and ampersands may occur in their literal form; they need not (and cannot) be escaped using “<” and “&”. CDATA sections cannot nest.

An example of a CDATA section, in which “<greeting>” and “</greeting>” are recognized as [character data](#), not [markup](#):

```
<![CDATA[<greeting>Hello, world!</greeting>]]>
```

2.8. Prolog and Document Type Declaration

XML documents should begin with an *XML declaration* which specifies the version of XML being used. For example, the following is a complete XML document, *well-formed* but not *valid*:

```
<?xml version="1.0"?> <greeting>Hello, world!</greeting>
```

and so is this:

```
<greeting>Hello, world!</greeting>
```

The version number “1.0” should be used to indicate conformance to this version of this specification; it is an error for a document to use the value “1.0” if it does not conform to this version of this specification. It is the intent of the XML working group to give later versions of this specification numbers other than “1.0”, but this intent does not indicate a commitment to produce any future versions of XML, nor if any are produced, to use any particular numbering scheme. Since future versions are not ruled out, this construct is provided as a means to allow the possibility of automatic version recognition, should it become necessary. Processors may signal an error if they receive documents labeled with versions they do not support.

The function of the markup in an XML document is to describe its storage and logical structure and to associate attribute-value pairs with its logical structures. XML provides a mechanism, the *document type declaration*, to define constraints on the logical structure and to support the use of predefined storage units. An XML document is *valid* if it has an associated document type declaration and if the document complies with the constraints expressed in it.

The document type declaration must appear before the first *element* in the document.

[263]	prolog	::=	XMLDecl? Misc* (doctypedecl Misc*)?
[281]	XMLDecl	::=	'<?xml' VersionInfo EncodingDecl? SDDecl? S? '??>'
[300]	VersionInfo	::=	S 'version' Eq ("" VersionNum "" "" VersionNum "")/* */
[321]	Eq	::=	S? '=' S?
[333]	VersionNum	::=	([a-zA-Z0-9_.:] '-')+
[340]	Misc	::=	Comment PI S

The XML *document type declaration* contains or points to *markup declarations* that provide a grammar for a class of documents. This grammar is known as a document type definition, or *DTD*. The document type declaration can point to an external subset (a special kind of *external entity*) containing markup declarations, or can contain the markup declarations directly in an internal subset, or can do both. The DTD for a document consists of both subsets taken together.

A *markup declaration* is an *element type declaration*, an *attribute-list declaration*, an *entity declaration*, or a *notation declaration*. These declarations may be contained in whole or in part within *parameter entities*, as described in the well-formedness and validity constraints below. For further information, see § 4 – *Physical Structures* on page 20.

[354]	doctypedecl	::=	'<!DOCTYPE' S Name (S ExternalID)? S? ('[' (markupdecl DeclSep) [*] / ''] S?)? '>'
[390]	DeclSep	::=	PEReference S /* /*
[406]	markupdecl	::=	elementdecl AttlistDecl EntityDecl NotationDecl PI Comment

An example of an XML document with a document type declaration:

```
<?xml version="1.0"?> <!DOCTYPE greeting SYSTEM "hello.dtd"> <greeting>Hello, world!</greeting>
```

The [system identifier](#) “hello.dtd” gives the address (a URI reference) of a DTD for the document.

The declarations can also be given locally, as in this example:

```
<?xml version="1.0" encoding="UTF-8" ?>
<!DOCTYPE greeting [
  <!ELEMENT greeting (#PCDATA)>
]>
<greeting>Hello, world!</greeting>
```

If both the external and internal subsets are used, the internal subset is considered to occur before the external subset. This has the effect that entity and attribute-list declarations in the internal subset take precedence over those in the external subset.

2.9. Standalone Document Declaration

Markup declarations can affect the content of the document, as passed from an [XML processor](#) to an application; examples are attribute defaults and entity declarations. The standalone document declaration, which may appear as a component of the XML declaration, signals whether or not there are such declarations which appear external to the [document entity](#) or in parameter entities. An *external markup declaration* is defined as a markup declaration occurring in the external subset or in a parameter entity (external or internal, the latter being included because non-validating processors are not required to read them).

[463] SDDDecl ::= S 'standalone' Eq ((("'" ('yes' | 'no') '"') | ('"' ('yes' | 'no') '"'))

In a standalone document declaration, the value yes indicates that there are no [external markup declarations](#) which affect the information passed from the XML processor to the application. The value no indicates that there are or may be such external markup declarations. Note that the standalone document declaration only denotes the presence of external *declarations*; the presence, in a document, of references to external *entities*, when those entities are internally declared, does not change its standalone status.

If there are no external markup declarations, the standalone document declaration has no meaning. If there are external markup declarations but there is no standalone document declaration, the value no is assumed.

Any XML document for which standalone="no" holds can be converted algorithmically to a standalone document, which may be desirable for some network delivery applications.

Validity Constraint: Standalone Document Declaration

The standalone document declaration must have the value no if any external markup declarations contain declarations of:

- attributes with [default](#) values, if elements to which these attributes apply appear in the document without specifications of values for these attributes, or
- entities (other than amp, lt, gt, apos, quot), if [references](#) to those entities appear in the document, or
- attributes with values subject to [normalization](#), where the attribute appears in the document with a value which will change as a result of normalization, or

- element types with [element content](#), if white space occurs directly within any instance of those types.

An example XML declaration with a standalone document declaration:

```
<?xml version="1.0" standalone='yes'?>
```

2.10. White Space Handling

In editing XML documents, it is often convenient to use “white space” (spaces, tabs, and blank lines) to set apart the markup for greater readability. Such white space is typically not intended for inclusion in the delivered version of the document. On the other hand, “significant” white space that should be preserved in the delivered version is common, for example in poetry and source code.

An [XML processor](#) must always pass all characters in a document that are not markup through to the application. A [validating XML processor](#) must also inform the application which of these characters constitute white space appearing in [element content](#).

A special [attribute](#) named `xml:space` may be attached to an element to signal an intention that in that element, white space should be preserved by applications. In valid documents, this attribute, like any other, must be [declared](#) if it is used. When declared, it must be given as an [enumerated type](#) whose values are one or both of default and preserve. For example:

```
<!ATTLIST poem xml:space (default|preserve) 'preserve'>
```

```
<!-- -->
```

```
<!ATTLIST pre xml:space (preserve) #FIXED 'preserve'>
```

The value default signals that applications' default white-space processing modes are acceptable for this element; the value preserve indicates the intent that applications preserve all the white space. This declared intent is considered to apply to all elements within the content of the element where it is specified, unless overridden with another instance of the `xml:space` attribute.

The [root element](#) of any document is considered to have signaled no intentions as regards application space handling, unless it provides a value for this attribute or the attribute is declared with a default value.

2.11. End-of-Line Handling


XML [parsed entities](#) are often stored in computer files which, for editing convenience, are organized into lines. These lines are typically separated by some combination of the characters carriage-return (`#xD`) and line-feed (`#xA`).

To simplify the tasks of [applications](#), the characters passed to an application by the [XML processor](#) must be as if the XML processor normalized all line breaks in external parsed entities (including the document entity) on input, before parsing, by translating both the two-character sequence `#xD #xA` and any `#xD` that is not followed by `#xA` to a single `#xA` character.

2.12. Language Identification

In document processing, it is often useful to identify the natural or formal language in which the content is written. A special [attribute](#) named `xml:lang` may be inserted in documents to specify the language used in the contents and attribute values of any element in an XML document. In valid documents, this attribute, like any other, must be [declared](#) if it is used. The values of the attribute are language identifiers as defined

by [IETF RFC 1766], *Tags for the Identification of Languages*, or its successor on the IETF Standards Track.

 [IETF RFC 1766] tags are constructed from two-letter language codes as defined by [ISO 639], from two-letter country codes as defined by [ISO 3166], or from language identifiers registered with the Internet Assigned Numbers Authority [IANA-LANGCODES]. It is expected that the successor to [IETF RFC 1766] will introduce three-letter language codes for languages not presently covered by [ISO 639].

(Productions 33 through 38 have been removed.)

For example:

```
<p xml:lang="en">The quick brown fox jumps over the lazy dog.</p>
<p xml:lang="en-GB">What colour is it?</p>
<p xml:lang="en-US">What color is it?</p>
<sp who="Faust" desc='leise' xml:lang="de">
  <l>Habe nun, ach! Philosophie,</l>
  <l>Juristerei, und Medizin</l>
  <l>und leider auch Theologie</l>
  <l>durchaus studiert mit heißem Bemüh'n.</l>
</sp>
```

The intent declared with `xml:lang` is considered to apply to all attributes and content of the element where it is specified, unless overridden with an instance of `xml:lang` on another element within that content.

A simple declaration for `xml:lang` might take the form

```
xml:lang NMTOKEN #IMPLIED
```

but specific default values may also be given, if appropriate. In a collection of French poems for English students, with glosses and notes in English, the `xml:lang` attribute might be declared this way:

```
<!ATTLIST poem    xml:lang NMTOKEN 'fr'>
<!ATTLIST gloss   xml:lang NMTOKEN 'en'>
<!ATTLIST note    xml:lang NMTOKEN 'en'>
```

3. Logical Structures

Each XML document contains one or more *elements*, the boundaries of which are either delimited by *start-tags* and *end-tags*, or, for *empty* elements, by an *empty-element tag*. Each element has a type, identified by name, sometimes called its “generic identifier” (GI), and may have a set of attribute specifications. Each attribute specification has a *name* and a *value*.

[531] $\text{element} ::= \text{EmptyElemTag} \mid \text{STag content ETag}$

This specification does not constrain the semantics, use, or (beyond syntax) names of the element types and attributes, except that names beginning with a match to `(('X' | 'x') ('M' | 'm') ('L' | 'l'))` are reserved for standardization in this or future versions of this specification.

Well-Formedness Constraint: Element Type Match

The **Name** in an element's end-tag must match the element type in the start-tag.

Validity Constraint: Element Valid

An element is valid if there is a declaration matching **elementdecl** where the **Name** matches the element type, and one of the following holds:

1. The declaration matches **EMPTY** and the element has no **content**.
2. The declaration matches **children** and the sequence of **child elements** belongs to the language generated by the regular expression in the content model, with optional white space (characters matching the nonterminal **S**) between the start-tag and the first child element, between child elements, or between the last child element and the end-tag. Note that a CDATA section containing only white space does not match the nonterminal **S**, and hence cannot appear in these positions.
3. The declaration matches **Mixed** and the content consists of **character data** and **child elements** whose types match names in the content model.
4. The declaration matches **ANY**, and the types of any **child elements** have been declared.

3.1. Start-Tags, End-Tags, and Empty-Element Tags

The beginning of every non-empty XML element is marked by a *start-tag*.

[553] STag ::= '<' **Name** (**S Attribute**)* **S**? '>'

[573] Attribute ::= **Name Eq AttValue**

The **Name** in the start- and end-tags gives the element's *type*. The **Name-AttValue** pairs are referred to as the *attribute specifications* of the element, with the **Name** in each pair referred to as the *attribute name* and the content of the **AttValue** (the text between the ' or " delimiters) as the *attribute value*. Note that the order of attribute specifications in a start-tag or empty-element tag is not significant.

Well-Formedness Constraint: Unique Att Spec

No attribute name may appear more than once in the same start-tag or empty-element tag.

Validity Constraint: Attribute Value Type

The attribute must have been declared; the value must be of the type declared for it. (For attribute types, see § 3.3 – [Attribute-List Declarations](#) on page 15.)

Well-Formedness Constraint: No External Entity References

Attribute values cannot contain direct or indirect entity references to external entities.

Well-Formedness Constraint: No < in Attribute Values

The **replacement text** of any entity referred to directly or indirectly in an attribute value must not contain a <.

An example of a start-tag:

```
<termdef id="dt-dog" term="dog">
```


The end of every element that begins with a start-tag must be marked by an *end-tag* containing a name that echoes the element's type as given in the start-tag:

[591]
$$\text{ETag} ::= '</' \text{ Name } \text{S?}'>$$

An example of an end-tag:

```
</termdef>
```

The [text](#) between the start-tag and end-tag is called the element's *content*:

[604]
$$\text{content} ::= \text{CharData?} ((\text{element} \mid \text{Reference} \mid \text{CDsect} \mid \text{PI} \mid \text{Comment}) \text{CharData?})^* \quad \begin{array}{l} * / \\ /* \end{array}$$

An element with no content is said to be *empty*. The representation of an empty element is either a start-tag immediately followed by an end-tag, or an empty-element tag. An *empty-element tag* takes a special form:

[635]
$$\text{EmptyElemTag} ::= '<' \text{ Name } (\text{S Attribute})^* \text{S?}'>'$$

Empty-element tags may be used for any element which has no content, whether or not it is declared using the keyword `EMPTY`. For [interoperability](#), the empty-element tag should be used, and should only be used, for elements which are declared `EMPTY`.

Examples of empty elements:

```
<IMG align="left"
  src="http://www.w3.org/Icons/WWW/w3c_home" />
<br></br>
<br/>
```

3.2. Element Type Declarations

The [element](#) structure of an [XML document](#) may, for [validation](#) purposes, be constrained using element type and attribute-list declarations. An element type declaration constrains the element's [content](#).

Element type declarations often constrain which element types can appear as [children](#) of the element. At user option, an XML processor may issue a warning when a declaration mentions an element type for which no declaration is provided, but this is not an error.

An *element type declaration* takes the form:

[655]
$$\text{elementdecl} ::= '<!ELEMENT' \text{ S Name } \text{S contentspec } \text{S?}'>'$$

[678]
$$\text{contentspec} ::= \text{'EMPTY'} \mid \text{'ANY'} \mid \text{Mixed} \mid \text{children}$$

where the [Name](#) gives the element type being declared.

Validity Constraint: Unique Element Type Declaration

No element type may be declared more than once.

Examples of element type declarations:

```
<!ELEMENT br EMPTY>
<!ELEMENT p (#PCDATA|emph)* >
<!ELEMENT %name.para; %content.para; >
<!ELEMENT container ANY>
```

3.2.1. Element Content

An element **type** has *element content* when elements of that type must contain only **child** elements (no character data), optionally separated by white space (characters matching the nonterminal **S**). In this case, the constraint includes a *content model*, a simple grammar governing the allowed types of the child elements and the order in which they are allowed to appear. The grammar is built on content particles (**cps**), which consist of names, choice lists of content particles, or sequence lists of content particles:

```
[691]          children ::= (choice | seq) ('?' | '*' | '+')?
[704]          cp      ::= (Name | choice | seq) ('?' | '*' | '+')?
[720]          choice  ::= '(' S? cp ( S? '|' S? cp )+ S? ')'           */
                                                                /*
                                                                */
[754]          seq    ::= '(' S? cp ( S? ',' S? cp )* S? ')'           */
                                                                /*
```

where each **Name** is the type of an element which may appear as a **child**. Any content particle in a choice list may appear in the **element content** at the location where the choice list appears in the grammar; content particles occurring in a sequence list must each appear in the **element content** in the order given in the list. The optional character following a name or list governs whether the element or the content particles in the list may occur one or more (+), zero or more (*), or zero or one times (?). The absence of such an operator means that the element or content particle must appear exactly once. This syntax and meaning are identical to those used in the productions in this specification.

The content of an element matches a content model if and only if it is possible to trace out a path through the content model, obeying the sequence, choice, and repetition operators and matching each element in the content against an element type in the content model. **For compatibility**, it is an error if an element in the document can match more than one occurrence of an element type in the content model. For more information, see [Appendix E – Deterministic Content Models](#) on page 37.

Validity Constraint: Proper Group/PE Nesting

Parameter-entity **replacement text** must be properly nested with parenthesized groups. That is to say, if either of the opening or closing parentheses in a **choice**, **seq**, or **Mixed** construct is contained in the replacement text for a **parameter entity**, both must be contained in the same replacement text.

For interoperability, if a parameter-entity reference appears in a **choice**, **seq**, or **Mixed** construct, its replacement text should contain at least one non-blank character, and neither the first nor last non-blank character of the replacement text should be a connector (| or ,).

Examples of element-content models:

```
<!ELEMENT spec (front, body, back?)>
<!ELEMENT div1 (head, (p | list | note)*, div2*)>
<!ELEMENT dictionary-body (%div.mix; | %dict.mix;)*>
```

3.2.2. Mixed Content

An element **type** has *mixed content* when elements of that type may contain character data, optionally interspersed with **child** elements. In this case, the types of the child elements may be constrained, but not their order or their number of occurrences:

```
[784] Mixed ::= '(' S? #PCDATA' (S? '|' S? Name)* S? ')' *
          | '(' S? #PCDATA' S? ')'
```

where the **Names** give the types of elements that may appear as children. The keyword `#PCDATA` derives historically from the term “parsed character data.”

Validity Constraint: No Duplicate Types

The same name must not appear more than once in a single mixed-content declaration.

Examples of mixed content declarations:

```
<!ELEMENT p (#PCDATA|a|ul|b|i|em)*>
<!ELEMENT p (#PCDATA | %font; | %phrase; | %special; | %form;)* >
<!ELEMENT b (#PCDATA)>
```

3.3. Attribute-List Declarations

Attributes are used to associate name-value pairs with **elements**. Attribute specifications may appear only within **start-tags** and **empty-element tags**; thus, the productions used to recognize them appear in § 3.1 – **Start-Tags, End-Tags, and Empty-Element Tags** on page 12. Attribute-list declarations may be used:

- To define the set of attributes pertaining to a given element type.
- To establish type constraints for these attributes.
- To provide **default values** for attributes.

Attribute-list declarations specify the name, data type, and default value (if any) of each attribute associated with a given element type:

[818] AttlistDecl ::= '<!ATTLIST' S Name AttDef* S? '>'

[837] AttDef ::= S Name S AttType S DefaultDecl

The **Name** in the **AttlistDecl** rule is the type of an element. At user option, an XML processor may issue a warning if attributes are declared for an element type not itself declared, but this is not an error. The **Name** in the **AttDef** rule is the name of the attribute.

When more than one **AttlistDecl** is provided for a given element type, the contents of all those provided are merged. When more than one definition is provided for the same attribute of a given element type, the first declaration is binding and later declarations are ignored. [For interoperability](#), writers of DTDs may choose to provide at most one attribute-list declaration for a given element type, at most one attribute definition for a given attribute name in an attribute-list declaration, and at least one attribute definition in each attribute-list declaration. For interoperability, an XML processor may at user option issue a warning when more than one attribute-list declaration is provided for a given element type, or more than one attribute definition is provided for a given attribute, but this is not an error.

3.3.1. Attribute Types

XML attribute types are of three kinds: a string type, a set of tokenized types, and enumerated types. The string type may take any literal string as a value; the tokenized types have varying lexical and semantic constraints. The validity constraints noted in the grammar are applied after the attribute value has been normalized as described in § 3.3 – [Attribute-List Declarations](#) on page 15.

[860] AttType ::= StringType | TokenizedType | EnumeratedType

[875] StringType ::= 'CDATA'

[882] TokenizedType ::= 'ID'

 | 'IDREF'

 | 'IDREFS'

 | 'ENTITY'

 | 'ENTITIES'

 | 'NMTOKEN'

 | 'NMTOKENS'

Validity Constraint: ID

Values of type ID must match the [Name](#) production. A name must not appear more than once in an XML document as a value of this type; i.e., ID values must uniquely identify the elements which bear them.

Validity Constraint: One ID per Element Type

No element type may have more than one ID attribute specified.

Validity Constraint: ID Attribute Default

An ID attribute must have a declared default of #IMPLIED or #REQUIRED.

Validity Constraint: IDREF

Values of type IDREF must match the [Name](#) production, and values of type IDREFS must match [Names](#); each [Name](#) must match the value of an ID attribute on some element in the XML document; i.e. IDREF values must match the value of some ID attribute.

Validity Constraint: Entity Name

Values of type ENTITY must match the [Name](#) production, values of type ENTITIES must match [Names](#); each [Name](#) must match the name of an [unparsed entity](#) declared in the [DTD](#).

Validity Constraint: Name Token

Values of type NMTOKEN must match the [Nmtoken](#) production; values of type NMTOKENS must match .

Enumerated attributes can take one of a list of values provided in the declaration. There are two kinds of enumerated types:

[917] EnumeratedType ::= [NotationType](#) | [Enumeration](#)

[929] NotationType ::= 'NOTATION' S '(' S? [Name](#) (S? '|' S? [Name](#))* S? ')'

[961] Enumeration ::= '(' S? [Nmtoken](#) (S? '|' S? [Nmtoken](#))* S? ')'

A NOTATION attribute identifies a [notation](#), declared in the DTD with associated system and/or public identifiers, to be used in interpreting the element to which the attribute is attached.

Validity Constraint: Notation Attributes

Values of this type must match one of the [notation](#) names included in the declaration; all notation names in the declaration must be declared.

Validity Constraint: One Notation Per Element Type

No element type may have more than one NOTATION attribute specified.

Validity Constraint: No Notation on Empty Element

For compatibility, an attribute of type NOTATION must not be declared on an element declared EMPTY.

Validity Constraint: Enumeration

Values of this type must match one of the Nmtoken tokens in the declaration.

For interoperability, the same Nmtoken should not occur more than once in the enumerated attribute types of a single element type.

3.3.2. Attribute Defaults

An attribute declaration provides information on whether the attribute's presence is required, and if not, how an XML processor should react if a declared attribute is absent in a document.

```
[98]      DefaultDecl ::= '#REQUIRED' | '#IMPLIED'
           | (( '#FIXED' S )? AttValue)
```

In an attribute declaration, #REQUIRED means that the attribute must always be provided, #IMPLIED that no default value is provided. If the declaration is neither #REQUIRED nor #IMPLIED, then the AttValue value contains the declared default value; the #FIXED keyword states that the attribute must always have the default value. If a default value is declared, when an XML processor encounters an omitted attribute, it is to behave as though the attribute were present with the declared default value.

Validity Constraint: Required Attribute

If the default declaration is the keyword #REQUIRED, then the attribute must be specified for all elements of the type in the attribute-list declaration.

Validity Constraint: Attribute Default Legal

The declared default value must meet the lexical constraints of the declared attribute type.

Validity Constraint: Fixed Attribute Default

If an attribute has a default value declared with the #FIXED keyword, instances of that attribute must match the default value.

Examples of attribute-list declarations:

```
<!ATTLIST termdef
      id      ID      #REQUIRED
      name    CDATA   #IMPLIED>
<!ATTLIST list
      type    (bullets|ordered|glossary)  "ordered">
<!ATTLIST form
      method  CDATA   #FIXED "POST">
```

3.3.3. Attribute-Value Normalization

Before the value of an attribute is passed to the application or checked for validity, the XML processor must normalize the attribute value by applying the algorithm below, or by using some other method such that the value passed to the application is the same as that produced by the algorithm.

1. All line breaks must have been normalized on input to #xA as described in § 2.11 – [End-of-Line Handling](#) on page 10, so the rest of this algorithm operates on text normalized in this way.
2. Begin with a normalized value consisting of the empty string.
3. For each character, entity reference, or character reference in the unnormalized attribute value, beginning with the first and continuing to the last, do the following:
 - For a character reference, append the referenced character to the normalized value.
 - For an entity reference, recursively apply step 3 of this algorithm to the replacement text of the entity.
 - For a white space character (#x20, #xD, #xA, #x9), append a space character (#x20) to the normalized value.
 - For another character, append the character to the normalized value.

If the attribute type is not CDATA, then the XML processor must further process the normalized attribute value by discarding any leading and trailing space (#x20) characters, and by replacing sequences of space (#x20) characters by a single space (#x20) character.

Note that if the unnormalized attribute value contains a character reference to a white space character other than space (#x20), the normalized value contains the referenced character itself (#xD, #xA or #x9). This contrasts with the case where the unnormalized value contains a white space character (not a reference), which is replaced with a space character (#x20) in the normalized value and also contrasts with the case where the unnormalized value contains an entity reference whose replacement text contains a white space character; being recursively processed, the white space character is replaced with a space character (#x20) in the normalized value.

All attributes for which no declaration has been read should be treated by a non-validating processor as if declared CDATA.

Following are examples of attribute normalization. Given the following declarations:

```
<!ENTITY d "&#xD;">
<!ENTITY a "&#xA;">
<!ENTITY da "&#xD;&#xA;">
```

the attribute specifications in the left column below would be normalized to the character sequences of the middle column if the attribute a is declared NMTOKENS and to those of the right columns if a is declared CDATA.

Attribute specification	a is NMTOKENS	a is CDATA
a=" xyz"	x y z	#x20 #x20 x y z
a="&d;&d;A&a;&a;B&da;"	A #x20 B	#x20 #x20 A #x20 #x20 B #x20 #x20

Attribute specification	a is NMTOKENS	a is CDATA
a= "A

"	#xD #xD A #xA #xA B #xD #xA	#xD #xD A #xA #xA B #xD #xD

Note that the last example is invalid (but well-formed) if a is declared to be of type NMTOKENS.

3.4. Conditional Sections

Conditional sections are portions of the [document type declaration external subset](#) which are included in, or excluded from, the logical structure of the DTD based on the keyword which governs them.

[106]	conditionalSect	::=	includeSect ignoreSect	
[107]	includeSect	::=	'<![S? 'INCLUDE' S? '[' extSubsetDecl ']]>'	<div>* / /*</div>
[108]	ignoreSect	::=	'<![S? 'IGNORE' S? '[' ignoreSectContents * ']]>'	<div>* / /*</div>
[107]	ignoreSectContents	::=	Ignore ('<![ignoreSectContents ']]>' Ignore)*	
[106]	Ignore	::=	Char * - (Char * ('<![' ']]>') Char *)	

Validity Constraint: Proper Conditional Section/PE Nesting

If any of the "<![", "[", or "]"]>" of a conditional section is contained in the replacement text for a parameter-entity reference, all of them must be contained in the same replacement text.

Like the internal and external DTD subsets, a conditional section may contain one or more complete declarations, comments, processing instructions, or nested conditional sections, intermingled with white space.

If the keyword of the conditional section is INCLUDE, then the contents of the conditional section are part of the DTD. If the keyword of the conditional section is IGNORE, then the contents of the conditional section are not logically part of the DTD. If a conditional section with a keyword of INCLUDE occurs within a larger conditional section with a keyword of IGNORE, both the outer and the inner conditional sections are ignored. The contents of an ignored conditional section are parsed by ignoring all characters after the "[" following the keyword, except conditional section starts "<![" and ends "]"]>", until the matching conditional section end is found. Parameter entity references are not recognized in this process.

If the keyword of the conditional section is a parameter-entity reference, the parameter entity must be replaced by its content before the processor decides whether to include or ignore the conditional section.

An example:

```
<!ENTITY % draft 'INCLUDE' >
<!ENTITY % final 'IGNORE' >

<![%draft;[
<!ELEMENT book (comments*, title, body, supplements?)>
]]>
<![%final;[
<!ELEMENT book (title, body, supplements?)>
]]>
```

4. Physical Structures

An XML document may consist of one or many storage units. These are called *entities*; they all have *content* and are all (except for the [document entity](#) and the [external DTD subset](#)) identified by *entity name*. Each XML document has one entity called the [document entity](#), which serves as the starting point for the [XML processor](#) and may contain the whole document.

Entities may be either parsed or unparsed. A *parsed entity's* contents are referred to as its [replacement text](#); this [text](#) is considered an integral part of the document.

An *unparsed entity* is a resource whose contents may or may not be [text](#), and if text, may be other than XML. Each unparsed entity has an associated [notation](#), identified by name. Beyond a requirement that an XML processor make the identifiers for the entity and notation available to the application, XML places no constraints on the contents of unparsed entities.

Parsed entities are invoked by name using entity references; unparsed entities by name, given in the value of ENTITY or ENTITIES attributes.

General entities are entities for use within the document content. In this specification, general entities are sometimes referred to with the unqualified term *entity* when this leads to no ambiguity. *Parameter entities* are parsed entities for use within the DTD. These two types of entities use different forms of reference and are recognized in different contexts. Furthermore, they occupy different namespaces; a parameter entity and a general entity with the same name are two distinct entities.

4.1. Character and Entity References

A *character reference* refers to a specific character in the ISO/IEC 10646 character set, for example one not directly accessible from available input devices.

[1077] CharRef ::= '&#' [0-9]+ ';' | '&#x' [0-9a-fA-F]+ ';'

Well-Formedness Constraint: Legal Character

Characters referred to using character references must match the production for .

If the character reference begins with “&#x”, the digits and letters up to the terminating ; provide a hexadecimal representation of the character's code point in ISO/IEC 10646. If it begins just with “&#”, the digits up to the terminating ; provide a decimal representation of the character's code point.

An *entity reference* refers to the content of a named entity. References to parsed general entities use ampersand (&) and semicolon (;) as delimiters. *Parameter-entity references* use percent-sign (%) and semicolon (;) as delimiters.

[1088] Reference ::= [EntityRef](#) | [CharRef](#)
[1099] EntityRef ::= '&' [Name](#) ';' ;
[1113] PEReference ::= '%' [Name](#) ';' ;

Well-Formedness Constraint: Entity Declared

In a document without any DTD, a document with only an internal DTD subset which contains no parameter entity references, or a document with “standalone='yes'”, for an entity reference that

does not occur within the external subset or a parameter entity, the **Name** given in the entity reference must **match** that in an *entity declaration* that does not occur within the external subset or a parameter entity, except that well-formed documents need not declare any of the following entities: amp, lt, gt, apos, quot. The declaration of a general entity must precede any reference to it which appears in a default value in an attribute-list declaration.

Note that if entities are declared in the external subset or in external parameter entities, a non-validating processor is *not obligated to* read and process their declarations; for such documents, the rule that an entity must be declared is a well-formedness constraint only if *standalone='yes'*.

Validity Constraint: Entity Declared

In a document with an external subset or external parameter entities with “standalone='no'”, the **Name** given in the entity reference must **match** that in an *entity declaration*. For interoperability, valid documents should declare the entities amp, lt, gt, apos, quot, in the form specified in § 4.6 – *Predefined Entities* on page 28. The declaration of a parameter entity must precede any reference to it. Similarly, the declaration of a general entity must precede any attribute-list declaration containing a default value with a direct or indirect reference to that general entity.

Well-Formedness Constraint: Parsed Entity

An entity reference must not contain the name of an *unparsed entity*. Unparsed entities may be referred to only in *attribute values* declared to be of type ENTITY or ENTITIES.

Well-Formedness Constraint: No Recursion

A parsed entity must not contain a recursive reference to itself, either directly or indirectly.

Well-Formedness Constraint: In DTD

Parameter-entity references may only appear in the *DTD*.

Examples of character and entity references:

```
Type <key>less-than</key> (&#x3C;) to save options.
This document was prepared on &docdate; and
is classified &security-level;.
```

Example of a parameter-entity reference:

```
<!-- declare the parameter entity "ISOLat2"... -->
<!ENTITY % ISOLat2
    SYSTEM "http://www.xml.com/iso/isolat2-xml.entities" >
<!-- ... now reference it. -->
%ISOLat2;
```

4.2. Entity Declarations

Entities are declared thus:

[1,127] EntityDecl ::= **GEDecl** | **PEDecl**

[1,14]	GEDecl	::=	'<!ENTITY' S Name S EntityDef S? '>'
[1,16]	PEDecl	::=	'<!ENTITY' S '%' S Name S PEDef S? '>'
[1,19]	EntityDef	::=	EntityValue (ExternalID NDataDecl?)
[1,20]	PEDef	::=	EntityValue ExternalID

The **Name** identifies the entity in an [entity reference](#) or, in the case of an unparsed entity, in the value of an ENTITY or ENTITIES attribute. If the same entity is declared more than once, the first declaration encountered is binding; at user option, an XML processor may issue a warning if entities are declared multiple times.

4.2.1. Internal Entities

If the entity definition is an **EntityValue**, the defined entity is called an *internal entity*. There is no separate physical storage object, and the content of the entity is given in the declaration. Note that some processing of entity and character references in the [literal entity value](#) may be required to produce the correct [replacement text](#): see § 4.5 – [Construction of Internal Entity Replacement Text](#) on page 27.

An internal entity is a [parsed entity](#).

Example of an internal entity declaration:

```
<!ENTITY Pub-Status "This is a pre-release of the
specification.">
```

4.2.2. External Entities

If the entity is not internal, it is an *external entity*, declared as follows:

[1,22]	ExternalID	::=	'SYSTEM' S SystemLiteral 'PUBLIC' S PubidLiteral S SystemLiteral
[1,24]	NDataDecl	::=	S 'NDATA' S Name

If the **NDataDecl** is present, this is a general [unparsed entity](#); otherwise it is a parsed entity.

Validity Constraint: Notation Declared

The **Name** must match the declared name of a [notation](#).

The **SystemLiteral** is called the entity's *system identifier*. It is a URI reference (as defined in [IETF RFC 2396], updated by [IETF RFC 2732]), meant to be dereferenced to obtain input for the XML processor to construct the entity's replacement text. It is an error for a fragment identifier (beginning with a # character) to be part of a system identifier. Unless otherwise provided by information outside the scope of this specification (e.g. a special XML element type defined by a particular DTD, or a processing instruction defined by a particular application specification), relative URIs are relative to the location of the resource within which the entity declaration occurs. A URI might thus be relative to the [document entity](#), to the entity containing the [external DTD subset](#), or to some other [external parameter entity](#).

URI references require encoding and escaping of certain characters. The disallowed characters include all non-ASCII characters, plus the excluded characters listed in Section 2.4 of [IETF RFC 2396], except for the number sign (#) and percent sign (%) characters and the square bracket characters re-allowed in [IETF RFC 2732]. Disallowed characters must be escaped as follows:

1. Each disallowed character is converted to UTF-8 [IETF RFC 2279] as one or more bytes.

2. Any octets corresponding to a disallowed character are escaped with the URI escaping mechanism (that is, converted to %HH, where HH is the hexadecimal notation of the byte value).
3. The original character is replaced by the resulting character sequence.

In addition to a system identifier, an external identifier may include a *public identifier*. An XML processor attempting to retrieve the entity's content may use the public identifier to try to generate an alternative URI reference. If the processor is unable to do so, it must use the URI reference specified in the system literal. Before a match is attempted, all strings of white space in the public identifier must be normalized to single space characters (#x20), and leading and trailing white space must be removed.

Examples of external entity declarations:

```
<!ENTITY open-hatch
    SYSTEM "http://www.textuality.com/boilerplate/OpenHatch.xml">
<!ENTITY open-hatch
    PUBLIC "-//Textuality//TEXT Standard open-hatch boilerplate//EN"
    "http://www.textuality.com/boilerplate/OpenHatch.xml">
<!ENTITY hatch-pic
    SYSTEM "../grafix/OpenHatch.gif"
    NDATA gif >
```

4.3. Parsed Entities

4.3.1. The Text Declaration

External parsed entities should each begin with a *text declaration*.

[126] TextDecl ::= '<?xml' **VersionInfo**? **EncodingDecl** S? '?>'

The text declaration must be provided literally, not by reference to a parsed entity. No text declaration may appear at any position other than the beginning of an external parsed entity. The text declaration in an external parsed entity is not considered part of its **replacement text**.

4.3.2. Well-Formed Parsed Entities

The document entity is well-formed if it matches the production labeled **document**. An external general parsed entity is well-formed if it matches the production labeled **extParsedEnt**. All external parameter entities are well-formed by definition.

[127] extParsedEnt ::= **TextDecl**? **content**

An internal general parsed entity is well-formed if its replacement text matches the production labeled **content**. All internal parameter entities are well-formed by definition.

A consequence of well-formedness in entities is that the logical and physical structures in an XML document are properly nested; no **start-tag**, **end-tag**, **empty-element tag**, **element**, **comment**, **processing instruction**, **character reference**, or **entity reference** can begin in one entity and end in another.

4.3.3. Character Encoding in Entities

Each external parsed entity in an XML document may use a different encoding for its characters. All XML processors must be able to read entities in both the UTF-8 and UTF-16 encodings. The terms “UTF-8” and “UTF-16” in this specification do not apply to character encodings with any other labels, even if the encodings or labels are very similar to UTF-8 or UTF-16.

Entities encoded in UTF-16 must begin with the Byte Order Mark described by Annex F of [ISO/IEC 10646], Annex H of [ISO/IEC 10646-2000], section 2.4 of [Unicode], and section 2.7 of [Unicode3] (the ZERO WIDTH NO-BREAK SPACE character, #xFEFF). This is an encoding signature, not part of either the markup or the character data of the XML document. XML processors must be able to use this character to differentiate between UTF-8 and UTF-16 encoded documents.

Although an XML processor is required to read only entities in the UTF-8 and UTF-16 encodings, it is recognized that other encodings are used around the world, and it may be desired for XML processors to read entities that use them. In the absence of external character encoding information (such as MIME headers), parsed entities which are stored in an encoding other than UTF-8 or UTF-16 must begin with a text declaration (see § 4.3.1 – The Text Declaration on page 23) containing an encoding declaration:

```
[1304]      EncodingDecl ::= S 'encoding' Eq (("'" EncName "'" | '"' EncName '"')
[1322]      EncName   ::= [A-Za-z] ([A-Za-z0-9._] | '-')*
```

* /
~~de~~
gi
en
-
st
yld
nll
-
-ca
st
/*

In the [document entity](#), the encoding declaration is part of the [XML declaration](#). The [EncName](#) is the name of the encoding used.

In an encoding declaration, the values “UTF-8”, “UTF-16”, “ISO-10646-UCS-2”, and “ISO-10646-UCS-4” should be used for the various encodings and transformations of Unicode / ISO/IEC 10646, the values “ISO-8859-1”, “ISO-8859-2”, ... “ISO-8859-*n*” (where *n* is the part number) should be used for the parts of ISO 8859, and the values “ISO-2022-JP”, “Shift_JIS”, and “EUC-JP” should be used for the various encoded forms of JIS X-0208-1997. It is recommended that character encodings registered (as *charsets*) with the Internet Assigned Numbers Authority [IANA-CHARSETS], other than those just listed, be referred to using their registered names; other encodings should use names starting with an “x-” prefix. XML processors should match character encoding names in a case-insensitive way and should either interpret an IANA-registered name as the encoding registered at IANA for that name or treat it as unknown (processors are, of course, not required to support all IANA-registered encodings).

In the absence of information provided by an external transport protocol (e.g. HTTP or MIME), it is an [error](#) for an entity including an encoding declaration to be presented to the XML processor in an encoding other than that named in the declaration, or for an entity which begins with neither a Byte Order Mark nor an encoding declaration to use an encoding other than UTF-8. Note that since ASCII is a subset of UTF-8, ordinary ASCII entities do not strictly need an encoding declaration.

It is a fatal error for a [TextDecl](#) to occur other than at the beginning of an external entity.

It is a [fatal error](#) when an XML processor encounters an entity with an encoding that it is unable to process. It is a fatal error if an XML entity is determined (via default, encoding declaration, or higher-level protocol) to be in a certain encoding but contains octet sequences that are not legal in that encoding. It is also a fatal error if an XML entity contains no encoding declaration and its content is not legal UTF-8 or UTF-16.

Examples of text declarations containing encoding declarations:

```
<?xml encoding='UTF-8'?>
<?xml encoding='EUC-JP'?>
```

4.4. XML Processor Treatment of Entities and References

The table below summarizes the contexts in which character references, entity references, and invocations of unparsed entities might appear and the required behavior of an **XML processor** in each case. The labels in the leftmost column describe the recognition context:

Reference in Content

as a reference anywhere after the **start-tag** and before the **end-tag** of an element; corresponds to the nonterminal **content**.

Reference in Attribute Value

as a reference within either the value of an attribute in a **start-tag**, or a default value in an **attribute declaration**; corresponds to the nonterminal **AttValue**.

Occurs as Attribute Value

as a **Name**, not a reference, appearing either as the value of an attribute which has been declared as type **ENTITY**, or as one of the space-separated tokens in the value of an attribute which has been declared as type **ENTITIES**.

Reference in Entity Value

as a reference within a parameter or internal entity's **literal entity value** in the entity's declaration; corresponds to the nonterminal **EntityValue**.

Reference in DTD

as a reference within either the internal or external subsets of the **DTD**, but outside of an **Entity-Value**, **AttValue**, **PI**, **Comment**, **SystemLiteral**, **PubidLiteral**, or the contents of an ignored conditional section (see § 3.4 – Conditional Sections on page 19).

	Entity Type				Character
	Parameter	Internal General	ExternalParsed General	Unparsed	
Reference in Content	<i>Not recognized</i>	<i>Included</i>	<i>Included if validating</i>	<i>Forbidden</i>	<i>Included</i>
Reference in Attribute Value	<i>Not recognized</i>	<i>Included in literal</i>	<i>Forbidden</i>	<i>Forbidden</i>	<i>Included</i>
Occurs as Attribute Value	<i>Not recognized</i>	<i>Forbidden</i>	<i>Forbidden</i>	<i>Notify</i>	<i>Not recognized</i>
Reference in EntityValue	<i>Included in literal</i>	<i>Bypassed</i>	<i>Bypassed</i>	<i>Forbidden</i>	<i>Included</i>
Reference in DTD	<i>Included as PE</i>	<i>Forbidden</i>	<i>Forbidden</i>	<i>Forbidden</i>	<i>Forbidden</i>

4.4.1. Not Recognized

Outside the DTD, the % character has no special significance; thus, what would be parameter entity references in the DTD are not recognized as markup in **content**. Similarly, the names of unparsed entities are not recognized except when they appear in the value of an appropriately declared attribute.

4.4.2. Included

An entity is *included* when its **replacement text** is retrieved and processed, in place of the reference itself, as though it were part of the document at the location the reference was recognized. The replacement text may contain both **character data** and (except for parameter entities) **markup**, which must be recognized in the usual way. (The string “AT&T;” expands to “AT&T;” and the remaining ampersand is not recognized as an entity-reference delimiter.) A character reference is *included* when the indicated character is processed in place of the reference itself.

4.4.3. Included If Validating

When an XML processor recognizes a reference to a parsed entity, in order to **validate** the document, the processor must **include** its replacement text. If the entity is external, and the processor is not attempting to validate the XML document, the processor **may**, but need not, include the entity's replacement text. If a non-validating processor does not include the replacement text, it must inform the application that it recognized, but did not read, the entity.

This rule is based on the recognition that the automatic inclusion provided by the SGML and XML entity mechanism, primarily designed to support modularity in authoring, is not necessarily appropriate for other applications, in particular document browsing. Browsers, for example, when encountering an external parsed entity reference, might choose to provide a visual indication of the entity's presence and retrieve it for display only on demand.

4.4.4. Forbidden

The following are forbidden, and constitute **fatal** errors:

- the appearance of a reference to an **unparsed entity**.
- the appearance of any character or general-entity reference in the DTD except within an **EntityValue** or **AttValue**.
- a reference to an external entity in an attribute value.

4.4.5. Included in Literal

When an **entity reference** appears in an attribute value, or a parameter entity reference appears in a literal entity value, its **replacement text** is processed in place of the reference itself as though it were part of the document at the location the reference was recognized, except that a single or double quote character in the replacement text is always treated as a normal data character and will not terminate the literal. For example, this is well-formed:

```
<!-- -->
<!ENTITY % YN '"Yes"' >
<!ENTITY WhatHeSaid "He said %YN;" >
```

while this is not:

```
<!ENTITY EndAttr "27'" >
<element attribute='a-&EndAttr;'>
```

4.4.6. Notify

When the name of an [unparsed entity](#) appears as a token in the value of an attribute of declared type ENTITY or ENTITIES, a validating processor must inform the application of the [system](#) and [public](#) (if any) identifiers for both the entity and its associated [notation](#).

4.4.7. Bypassed

When a general entity reference appears in the [EntityValue](#) in an entity declaration, it is bypassed and left as is.

4.4.8. Included as PE

Just as with external parsed entities, parameter entities need only be *included if validating*. When a parameter-entity reference is recognized in the DTD and included, its [replacement text](#) is enlarged by the attachment of one leading and one following space (#x20) character; the intent is to constrain the replacement text of parameter entities to contain an integral number of grammatical tokens in the DTD. This behavior does not apply to parameter entity references within entity values; these are described in § 4.4.5 – [Included in Literal](#) on page 26.

4.5. Construction of Internal Entity Replacement Text

In discussing the treatment of internal entities, it is useful to distinguish two forms of the entity's value. The *literal entity value* is the quoted string actually present in the entity declaration, corresponding to the non-terminal [EntityValue](#). The *replacement text* is the content of the entity, after replacement of character references and parameter-entity references.

The literal entity value as given in an internal entity declaration ([EntityValue](#)) may contain character, parameter-entity, and general-entity references. Such references must be contained entirely within the literal entity value. The actual replacement text that is [included](#) as described above must contain the *replacement text* of any parameter entities referred to, and must contain the character referred to, in place of any character references in the literal entity value; however, general-entity references must be left as-is, unexpanded. For example, given the following declarations:

```
<!ENTITY % pub      "&#xc9;ditions Gallimard" >
<!ENTITY  rights    "All rights reserved" >
<!ENTITY  book      "La Peste: Albert Camus,
&#xA9; 1947 %pub;. &rights;" >
```

then the replacement text for the entity “book” is:

```
La Peste: Albert Camus,
© 1947 Éditions Gallimard. &rights;
```

The general-entity reference “&rights;” would be expanded should the reference “&book;” appear in the document's content or an attribute value.

These simple rules may have complex interactions; for a detailed discussion of a difficult example, see [Appendix D – Expansion of Entity and Character References](#) on page 36.

4.6. Predefined Entities

Entity and character references can both be used to *escape* the left angle bracket, ampersand, and other delimiters. A set of general entities (`amp`, `lt`, `gt`, `apos`, `quot`) is specified for this purpose. Numeric character references may also be used; they are expanded immediately when recognized and must be treated as character data, so the numeric character references “`<`” and “`&`” may be used to escape `<` and `&` when they occur in character data.

All XML processors must recognize these entities whether they are declared or not. For interoperability, valid XML documents should declare these entities, like any others, before using them. If the entities `lt` or `amp` are declared, they must be declared as internal entities whose replacement text is a character reference to the respective character (less-than sign or ampersand) being escaped; the double escaping is required for these entities so that references to them produce a well-formed result. If the entities `gt`, `apos`, or `quot` are declared, they must be declared as internal entities whose replacement text is the single character being escaped (or a character reference to that character; the double escaping here is unnecessary but harmless). For example:

```
<!ENTITY lt      "&#38;#60;">
<!ENTITY gt      "&#62;">
<!ENTITY amp     "&#38;#38;">
<!ENTITY apos    "&#39;">
<!ENTITY quot    "&#34;">
```

4.7. Notation Declarations

Notations identify by name the format of [unparsed entities](#), the format of elements which bear a notation attribute, or the application to which a [processing instruction](#) is addressed.

Notation declarations provide a name for the notation, for use in entity and attribute-list declarations and in attribute specifications, and an external identifier for the notation which may allow an XML processor or its client application to locate a helper application capable of processing data in the given notation.

```
[133]      NotationDecl ::= '<!NOTATION' S Name S (ExternalID | PublicID) S? '>'
[135]      PublicID   ::= 'PUBLIC' S PubidLiteral
```

Validity Constraint: Unique Notation Name

Only one notation declaration can declare a given [Name](#).

XML processors must provide applications with the name and external identifier(s) of any notation declared and referred to in an attribute value, attribute definition, or entity declaration. They may additionally resolve the external identifier into the [system identifier](#), file name, or other information needed to allow the application to call a processor for data in the notation described. (It is not an error, however, for XML documents to declare and refer to notations for which notation-specific applications are not available on the system where the XML processor or application is running.)

4.8. Document Entity

The *document entity* serves as the root of the entity tree and a starting-point for an [XML processor](#). This specification does not specify how the document entity is to be located by an XML processor; unlike other

entities, the document entity has no name and might well appear on a processor input stream without any identification at all.

5. Conformance

5.1. Validating and Non-Validating Processors

Conforming [XML processors](#) fall into two classes: validating and non-validating.

Validating and non-validating processors alike must report violations of this specification's well-formedness constraints in the content of the [document entity](#) and any other [parsed entities](#) that they read.

Validating processors must, at user option, report violations of the constraints expressed by the declarations in the [DTD](#), and failures to fulfill the validity constraints given in this specification. To accomplish this, validating XML processors must read and process the entire DTD and all external parsed entities referenced in the document.

Non-validating processors are required to check only the [document entity](#), including the entire internal DTD subset, for well-formedness. While they are not required to check the document for validity, they are required to *process* all the declarations they read in the internal DTD subset and in any parameter entity that they read, up to the first reference to a parameter entity that they do *not* read; that is to say, they must use the information in those declarations to *normalize* attribute values, *include* the replacement text of internal entities, and supply *default attribute values*. Except when `standalone="yes"`, they must not [process entity declarations](#) or [attribute-list declarations](#) encountered after a reference to a parameter entity that is not read, since the entity may have contained overriding declarations.

5.2. Using XML Processors

The behavior of a validating XML processor is highly predictable; it must read every piece of a document and report all well-formedness and validity violations. Less is required of a non-validating processor; it need not read any part of the document other than the document entity. This has two effects that may be important to users of XML processors:

- Certain well-formedness errors, specifically those that require reading external entities, may not be detected by a non-validating processor. Examples include the constraints entitled [Entity Declared](#), [Parsed Entity](#), and [No Recursion](#), as well as some of the cases described as [forbidden](#) in § 4.4 – XML Processor Treatment of Entities and References on page 25.
- The information passed from the processor to the application may vary, depending on whether the processor reads parameter and external entities. For example, a non-validating processor may not *normalize* attribute values, *include* the replacement text of internal entities, or supply *default attribute values*, where doing so depends on having read declarations in external or parameter entities.

For maximum reliability in interoperating between different XML processors, applications which use non-validating processors should not rely on any behaviors not required of such processors. Applications which require facilities such as the use of default attributes or internal entities which are declared in external entities should use validating XML processors.

6. Notation

The formal grammar of XML is given in this specification using a simple Extended Backus-Naur Form (EBNF) notation. Each rule in the grammar defines one symbol, in the form

`symbol ::= expression`

Symbols are written with an initial capital letter if they are the start symbol of a regular language, otherwise with an initial lower case letter. Literal strings are quoted.

Within the expression on the right-hand side of a rule, the following expressions are used to match strings of one or more characters:

#xN

where N is a hexadecimal integer, the expression matches the character in ISO/IEC 10646 whose canonical (UCS-4) code value, when interpreted as an unsigned binary number, has the value indicated. The number of leading zeros in the #xN form is insignificant; the number of leading zeros in the corresponding code value is governed by the character encoding in use and is not significant for XML.

[a-zA-Z], [#xN-#xN]

matches any **Char** with a value in the range(s) indicated (inclusive).

[abc], [#xN#xN#xN]

matches any **Char** with a value among the characters enumerated. Enumerations and ranges can be mixed in one set of brackets.

[^a-z], [^#xN-#xN]

matches any **Char** with a value *outside* the range indicated.

[^abc], [^#xN#xN#xN]

matches any **Char** with a value not among the characters given. Enumerations and ranges of forbidden values can be mixed in one set of brackets.

"string"

matches a literal string **matching** that given inside the double quotes.

'string'

matches a literal string **matching** that given inside the single quotes.

These symbols may be combined to match more complex patterns as follows, where A and B represent simple expressions:

(expression)

expression is treated as a unit and may be combined as described in this list.

A?

matches A or nothing; optional A.

A B

matches A followed by B. This operator has higher precedence than alternation; thus A B | C D is identical to (A B) | (C D).

A / B

matches A or B but not both.

A - B

matches any string that matches A but does not match B.

A+

matches one or more occurrences of A. Concatenation has higher precedence than alternation; thus $A^+ \mid B^+$ is identical to $(A^+ \mid B^+)$.

A*

matches zero or more occurrences of A. Concatenation has higher precedence than alternation; thus $A^* \mid B^*$ is identical to $(A^* \mid B^*)$.

Other notations used in the productions are:

/ * ... */

comment.

[wfc: ...]

well-formedness constraint; this identifies by name a constraint on [well-formed](#) documents associated with a production.

[vc: ...]

validity constraint; this identifies by name a constraint on [valid](#) documents associated with a production.

Appendix A. References

A.1. Normative References

IANA-CHARSETS

(Internet Assigned Numbers Authority) [Official Names for Character Sets](#), ed. Keld Simonsen et al. See <http://ftp.isi.edu/in-notes/iana/assignments/character-sets>.

IETF RFC 1766

[IETF \(Internet Engineering Task Force\). RFC 1766: Tags for the Identification of Languages](#), ed. H. Alvestrand. 1995. Available at <http://www.ietf.org/rfc/rfc1766.txt>.

ISO/IEC 10646

ISO (International Organization for Standardization). [ISO/IEC 10646-1993 \(E\). Information technology -- Universal Multiple-Octet Coded Character Set \(UCS\) -- Part 1: Architecture and Basic Multilingual Plane](#). [Geneva]: International Organization for Standardization, 1993 (plus amendments AM 1 through AM 7).

ISO/IEC 10646-2000

ISO (International Organization for Standardization). [ISO/IEC 10646-1:2000. Information technology -- Universal Multiple-Octet Coded Character Set \(UCS\) -- Part 1: Architecture and Basic Multilingual Plane](#). [Geneva]: International Organization for Standardization, 2000.

Unicode

The Unicode Consortium. *The Unicode Standard, Version 2.0*. Reading, Mass.: Addison-Wesley Developers Press, 1996.

Unicode3

The Unicode Consortium. *The Unicode Standard, Version 3.0*. Reading, Mass.: Addison-Wesley Developers Press, 2000. ISBN 0-201-61633-5.

A.2. Other References

Aho/Ullman

Aho, Alfred V., Ravi Sethi, and Jeffrey D. Ullman. *Compilers: Principles, Techniques, and Tools*. Reading: Addison-Wesley, 1986, rpt. corr. 1988.

Berners-Lee et al.

Berners-Lee, T., R. Fielding, and L. Masinter. *Uniform Resource Identifiers (URI): Generic Syntax and Semantics*. 1997. (Work in progress; see updates to RFC1738.)

Brüggemann-Klein

Brüggemann-Klein, Anne. Formal Models in Document Processing. Habilitationsschrift. Faculty of Mathematics at the University of Freiburg, 1993. (See [ftp://ftp.informatik.uni-freiburg.de/documents/papers/brueggem/habil.ps](http://ftp.informatik.uni-freiburg.de/documents/papers/brueggem/habil.ps).)

Brüggemann-Klein and Wood

Brüggemann-Klein, Anne, and Derick Wood. *Deterministic Regular Languages*. Universität Freiburg, Institut für Informatik, Bericht 38, Oktober 1991. Extended abstract in A. Finkel, M. Jantzen, Hrsg., STACS 1992, S. 173-184. Springer-Verlag, Berlin 1992. Lecture Notes in Computer Science 577. Full version titled *One-Unambiguous Regular Languages* in Information and Computation 140 (2): 229-253, February 1998.

Clark

James Clark. Comparison of SGML and XML. See <http://www.w3.org/TR/NOTE-sgml-xml-971215>.

IANA-LANGCODES

(Internet Assigned Numbers Authority) *Registry of Language Tags*, ed. Keld Simonsen et al. Available at <http://www.isi.edu/in-notes/iana/assignments/languages/>.

IETF RFC2141

IETF (Internet Engineering Task Force). *RFC 2141: URN Syntax*, ed. R. Moats. 1997. Available at <http://www.ietf.org/rfc/rfc2141.txt>.

IETF RFC 2279

IETF (Internet Engineering Task Force). *RFC 2279: UTF-8, a transformation format of ISO 10646*, ed. F. Yergeau, 1998. Available at <http://www.ietf.org/rfc/rfc2279.txt>.

IETF RFC 2376

IETF (Internet Engineering Task Force). *RFC 2376: XML Media Types*, ed. E. Whitehead, M. Murata. 1998. Available at <http://www.ietf.org/rfc/rfc2376.txt>.

IETF RFC 2396

[IETF \(Internet Engineering Task Force\). *RFC 2396: Uniform Resource Identifiers \(URI\): Generic Syntax*. T. Berners-Lee, R. Fielding, L. Masinter. 1998. Available at <http://www.ietf.org/rfc/rfc2396.txt>.](#)

IETF RFC 2732

[IETF \(Internet Engineering Task Force\). *RFC 2732: Format for Literal IPv6 Addresses in URL's*. R. Hinden, B. Carpenter, L. Masinter. 1999. Available at <http://www.ietf.org/rfc/rfc2732.txt>.](#)

IETF RFC 2781

[IETF \(Internet Engineering Task Force\). *RFC 2781: UTF-16, an encoding of ISO 10646*, ed. P. Hoffman, F. Yergeau. 2000. Available at <http://www.ietf.org/rfc/rfc2781.txt>.](#)

ISO 639

[\(International Organization for Standardization\). *ISO 639:1988 \(E\). Code for the representation of names of languages*. \[Geneva\]: International Organization for Standardization, 1988.](#)

ISO 3166

[\(International Organization for Standardization\). *ISO 3166-1:1997 \(E\). Codes for the representation of names of countries and their subdivisions -- Part 1: Country codes* \[Geneva\]: International Organization for Standardization, 1997.](#)

ISO 8879

[ISO \(International Organization for Standardization\). *ISO 8879:1986\(E\). Information processing -- Text and Office Systems -- Standard Generalized Markup Language \(SGML\)*. First edition -- 1986-10-15. \[Geneva\]: International Organization for Standardization, 1986.](#)

ISO/IEC 10744

[ISO \(International Organization for Standardization\). *ISO/IEC 10744-1992 \(E\). Information technology -- Hypermedia/Time-based Structuring Language \(HyTime\)*. \[Geneva\]: International Organization for Standardization, 1992. *Extended Facilities Annex*. \[Geneva\]: International Organization for Standardization, 1996.](#)

WEBSGML

[ISO \(International Organization for Standardization\). *ISO 8879:1986 TC2. Information technology -- Document Description and Processing Languages*. \[Geneva\]: International Organization for Standardization, 1998. Available at <http://www.sgmlsource.com/8879rev/n0029.htm>.](#)

XML Names

[Tim Bray, Dave Hollander, and Andrew Layman, editors. *Namespaces in XML*. Textuality, Hewlett-Packard, and Microsoft. World Wide Web Consortium, 1999. Available at <http://www.w3.org/TR/REC-xml-names/>.](#)

Appendix B. Character Classes

Following the characteristics defined in the Unicode standard, characters are classed as base characters (among others, these contain the alphabetic characters of the Latin alphabet), ideographic characters, and

combining characters (among others, this class contains most diacritics) Digits and extenders are also distinguished.

[137]	Letter ::=	BaseChar Ideographic
[138]	BaseChar ::=	[#x0041-#x005A] [#x0061-#x007A] [#x00C0-#x00D6] [#x00D8-#x00F6] [#x00F8-#x00FF] [#x0100-#x0131] [#x0134-#x013E] [#x0141-#x0148] [#x014A-#x017E] [#x0180-#x01C3] [#x01CD-#x01F0] [#x01F4-#x01F5] [#x01FA-#x0217] [#x0250-#x02A8] [#x02BB-#x02C1] #x0386 [#x0388-#x038A] #x038C [#x038E-#x03A1] [#x03A3-#x03CE] [#x03D0-#x03D6] #x03DA #x03DC #x03DE #x03E0 [#x03E2-#x03F3] [#x0401-#x040C] [#x040E-#x044F] [#x0451-#x045C] [#x045E-#x0481] [#x0490-#x04C4] [#x04C7-#x04C8] [#x04CB-#x04CC] [#x04D0-#x04EB] [#x04EE-#x04F5] [#x04F8-#x04F9] [#x0531-#x0556] #x0559 [#x0561-#x0586] [#x05D0-#x05EA] [#x05F0-#x05F2] [#x0621-#x063A] [#x0641-#x064A] [#x0671-#x06B7] [#x06BA-#x06BE] [#x06C0-#x06CE] [#x06D0-#x06D3] #x06D5 [#x06E5-#x06E6] [#x0905-#x0939] #x093D [#x0958-#x0961] [#x0985-#x098C] [#x098F-#x0990] [#x0993-#x09A8] [#x09AA-#x09B0] #x09B2 [#x09B6-#x09B9] [#x09DC-#x09DD] [#x09DF-#x09E1] [#x09F0-#x09F1] [#x0A05-#x0A0A] [#x0A0F-#x0A10] [#x0A13-#x0A28] [#x0A2A-#x0A30] [#x0A32-#x0A33] [#x0A35-#x0A36] [#x0A38-#x0A39] [#x0A59-#x0A5C] #x0A5E [#x0A72-#x0A74] [#x0A85-#x0A8B] #x0A8D [#x0A8F-#x0A91] [#x0A93-#x0AA8] [#x0AAA-#x0AB0] [#x0AB2-#x0AB3] [#x0AB5-#x0AB9] #x0ABD #x0AE0 [#x0B05-#x0B0C] [#x0B0F-#x0B10] [#x0B13-#x0B28] [#x0B2A-#x0B30] [#x0B32-#x0B33] [#x0B36-#x0B39] #x0B3D [#x0B5C-#x0B5D] [#x0B5F-#x0B61] [#x0B85-#x0B8A] [#x0B8E-#x0B90] [#x0B92-#x0B95] [#x0B99-#x0B9A] #x0B9C [#x0B9E-#x0B9F] [#x0BA3-#x0BA4] [#x0BA8-#x0BAA] [#x0BAE-#x0BB5] [#x0BB7-#x0BB9] [#x0C05-#x0C0C] [#x0C0E-#x0C10] [#x0C12-#x0C28] [#x0C2A-#x0C33] [#x0C35-#x0C39] [#x0C60-#x0C61] [#x0C85-#x0C8C] [#x0C8E-#x0C90] [#x0C92-#x0CA8] [#x0CAA-#x0CB3] [#x0CB5-#x0CB9] #x0CDE [#x0CE0-#x0CE1] [#x0D05-#x0D0C] [#x0D0E-#x0D10] [#x0D12-#x0D28] [#x0D2A-#x0D39] [#x0D60-#x0D61] [#x0E01-#x0E2E] #x0E30 [#x0E32-#x0E33] [#x0E40-#x0E45] [#x0E81-#x0E82] #x0E84 [#x0E87-#x0E88] #x0E8A #x0E8D [#x0E94-#x0E97] [#x0E99-#x0E9F] [#x0EA1-#x0EA3] #x0EA5 #x0EA7 [#x0EAA-#x0EAB] [#x0EAD-#x0EAE] #x0EB0 [#x0EB2-#x0EB3] #x0EBD [#x0EC0-#x0EC4] [#x0F40-#x0F47] [#x0F49-#x0F69] [#x10A0-#x10C5] [#x10D0-#x10F6] #x1100 [#x1102-#x1103] [#x1105-#x1107] #x1109 [#x110B-#x110C] [#x110E-#x1112] #x113C #x113E #x1140 #x114C #x114E #x1150 [#x1154-#x1155] #x1159 [#x115F-#x1161] #x1163 #x1165 #x1167 #x1169 [#x116D-#x116E] [#x1172-#x1173] #x1175 #x119E #x11A8 #x11AB [#x11AE-#x11AF] [#x11B7-#x11B8] #x11BA [#x11BC-#x11C2] #x11EB #x11F0 #x11F9 [#x1E00-#x1E9B] [#x1EA0-#x1EF9] [#x1F00-#x1F15] [#x1F18-#x1F1D] [#x1F20-#x1F45] [#x1F48-#x1F4D] [#x1F50-#x1F57] #x1F59 #x1F5B #x1F5D [#x1F5F-#x1F7D] [#x1F80-#x1FB4] [#x1FB6-#x1FBC] #x1FBE [#x1FC2-#x1FC4] [#x1FC6-#x1FCC] [#x1FD0-#x1FD3] [#x1FD6-#x1FDB] [#x1FE0-#x1FEC] [#x1FF2-#x1FF4] [#x1FF6-#x1FFC]

			#x2126 [#x212A-#x212B] #x212E [#x2180-#x2182] [#x3041-#x3094] [#x30A1-#x30FA] [#x3105-#x312C] [#xAC00-#xD7A3]
[L388]	Ideographic	::=	[#x4E00-#x9FA5] #x3007 [#x3021-#x3029]
[L395]	CombiningChar	::=	[#x0300-#x0345] [#x0360-#x0361] [#x0483-#x0486] [#x0591-#x05A1] [#x05A3-#x05B9] [#x05BB-#x05BD] #x05BF [#x05C1-#x05C2] #x05C4 [#x064B-#x0652] #x0670 [#x06D6-#x06DC] [#x06DD-#x06DF] [#x06E0-#x06E4] [#x06E7-#x06E8] [#x06EA-#x06ED] [#x0901-#x0903] #x093C [#x093E-#x094C] #x094D [#x0951-#x0954] [#x0962-#x0963] [#x0981-#x0983] #x09BC #x09BE #x09BF [#x09C0-#x09C4] [#x09C7-#x09C8] [#x09CB-#x09CD] #x09D7 [#x09E2-#x09E3] #x0A02 #x0A3C #x0A3E #x0A3F [#x0A40-#x0A42] [#x0A47-#x0A48] [#x0A4B-#x0A4D] [#x0A70-#x0A71] [#x0A81-#x0A83] #x0ABC [#x0ABE-#x0AC5] [#x0AC7-#x0AC9] [#x0ACB-#x0ACD] [#x0B01-#x0B03] #x0B3C [#x0B3E-#x0B43] [#x0B47-#x0B48] [#x0B4B-#x0B4D] [#x0B56-#x0B57] [#x0B82-#x0B83] [#x0BBE-#x0BC2] [#x0BC6-#x0BC8] [#x0BCA-#x0BCD] #x0BD7 [#x0C01-#x0C03] [#x0C3E-#x0C44] [#x0C46-#x0C48] [#x0C4A-#x0C4D] [#x0C55-#x0C56] [#x0C82-#x0C83] [#x0CBE-#x0CC4] [#x0CC6-#x0CC8] [#x0CCA-#x0CCD] [#x0CD5-#x0CD6] [#x0D02-#x0D03] [#x0D3E-#x0D43] [#x0D46-#x0D48] [#x0D4A-#x0D4D] #x0D57 #x0E31 [#x0E34-#x0E3A] [#x0E47-#x0E4E] #x0EB1 [#x0EB4-#x0EB9] [#x0EBB-#x0EBC] [#x0EC8-#x0ECD] [#x0F18-#x0F19] #x0F35 #x0F37 #x0F39 #x0F3E #x0F3F [#x0F71-#x0F84] [#x0F86-#x0F8B] [#x0F90-#x0F95] #x0F97 [#x0F99-#x0FAD] [#x0FB1-#x0FB7] #x0FB9 [#x20D0-#x20DC] #x20E1 [#x302A-#x302F] #x3099 #x309A
[L402]	Digit	::=	[#x0030-#x0039] [#x0660-#x0669] [#x06F0-#x06F9] [#x0966-#x096F] [#x09E6-#x09EF] [#x0A66-#x0A6F] [#x0AE6-#x0AEF] [#x0B66-#x0B6F] [#x0BE7-#x0BEF] [#x0C66-#x0C6F] [#x0CE6-#x0CEF] [#x0D66-#x0D6F] [#x0E50-#x0E59] [#x0ED0-#x0ED9] [#x0F20-#x0F29]
[L409]	Extender	::=	#x00B7 #x02D0 #x02D1 #x0387 #x0640 #x0E46 #x0EC6 #x3005 [#x3031-#x3035] [#x309D-#x309E] [#x30FC-#x30FE]

The character classes defined here can be derived from the Unicode 2.0 character database as follows:

- Name start characters must have one of the categories Ll, Lu, Lo, Lt, Nl.
- Name characters other than Name-start characters must have one of the categories Mc, Me, Mn, Lm, or Nd.
- Characters in the compatibility area (i.e. with character code greater than #xF900 and less than #xFFFE) are not allowed in XML names.
- Characters which have a font or compatibility decomposition (i.e. those with a “compatibility formatting tag” in field 5 of the database -- marked by field 5 beginning with a “<”) are not allowed.
- The following characters are treated as name-start characters rather than name characters, because the property file classifies them as Alphabetic: [#x02BB-#x02C1], #x0559, #x06E5, #x06E6.
- Characters #x20DD-#x20E0 are excluded (in accordance with Unicode 2.0, section 5.14).
- Character #x00B7 is classified as an extender, because the property list so identifies it.
- Character #x0387 is added as a name character, because #x00B7 is its canonical equivalent.

- Characters ':' and '_' are allowed as name-start characters.
- Characters '-' and '.' are allowed as name characters.

Appendix C. XML and SGML (Non-Normative)

XML is designed to be a subset of SGML, in that every XML document should also be a conforming SGML document. For a detailed comparison of the additional restrictions that XML places on documents beyond those of SGML, see [Clark].

Appendix D. Expansion of Entity and Character References (Non-Normative)

This appendix contains some examples illustrating the sequence of entity- and character-reference recognition and expansion, as specified in § 4.4 – XML Processor Treatment of Entities and References on page 25.

If the DTD contains the declaration

```
<!ENTITY example "<p>An ampersand (&#38;#38;) may be escaped  
numerically (&#38;#38;#38;) or with a general entity  
(&amp;amp;).</p>" >
```

then the XML processor will recognize the character references when it parses the entity declaration, and resolve them before storing the following string as the value of the entity “example”:

```
<p>An ampersand (&#38;) may be escaped  
numerically (&#38;#38;) or with a general entity  
(&amp;amp;).</p>
```

A reference in the document to “&example;” will cause the text to be reparsed, at which time the start- and end-tags of the p element will be recognized and the three references will be recognized and expanded, resulting in a p element with the following content (all data, no delimiters or markup):

```
An ampersand (&) may be escaped  
numerically (&#38;) or with a general entity  
(&amp;).
```

A more complex example will illustrate the rules and their effects fully. In the following example, the line numbers are solely for reference.

```
1 <?xml version='1.0'?>  
2 <!DOCTYPE test [  
3 <!ELEMENT test (#PCDATA) >  
4 <!ENTITY % xx '&#37;zz;'>  
5 <!ENTITY % zz '&#60;!ENTITY tricky "error-prone" >' >  
6 %xx;  
7 ]>  
8 <test>This sample shows a &tricky; method.</test>
```


This produces the following:

- in line 4, the reference to character 37 is expanded immediately, and the parameter entity “xx” is stored in the symbol table with the value “%zz;”. Since the replacement text is not rescanned, the reference to parameter entity “zz” is not recognized. (And it would be an error if it were, since “zz” is not yet declared.)
- in line 5, the character reference “<” is expanded immediately and the parameter entity “zz” is stored with the replacement text “<!ENTITY tricky "error-prone" >”, which is a well-formed entity declaration.
- in line 6, the reference to “xx” is recognized, and the replacement text of “xx” (namely “%zz;”) is parsed. The reference to “zz” is recognized in its turn, and its replacement text (“<!ENTITY tricky "error-prone" >”) is parsed. The general entity “tricky” has now been declared, with the replacement text “error-prone”.
- in line 8, the reference to the general entity “tricky” is recognized, and it is expanded, so the full content of the test element is the self-describing (and ungrammatical) string *This sample shows a error-prone method.*

Appendix E. Deterministic Content Models (Non-Normative)

As noted in § 3.2.1 – [Element Content](#) on page 14, it is required that content models in element type declarations be deterministic. This requirement is [for compatibility](#) with SGML (which calls deterministic content models “unambiguous”); XML processors built using SGML systems may flag non-deterministic content models as errors.

For example, the content model $((b, c) \mid (b, d))$ is non-deterministic, because given an initial *b* the XML processor cannot know which *b* in the model is being matched without looking ahead to see which element follows the *b*. In this case, the two references to *b* can be collapsed into a single reference, making the model read $(b, (c \mid d))$. An initial *b* now clearly matches only a single name in the content model. The processor doesn't need to look ahead to see what follows; either *c* or *d* would be accepted.

More formally: a finite state automaton may be constructed from the content model using the standard algorithms, e.g. algorithm 3.5 in section 3.9 of Aho, Sethi, and Ullman [[Aho/Ullman](#)]. In many such algorithms, a follow set is constructed for each position in the regular expression (i.e., each leaf node in the syntax tree for the regular expression); if any position has a follow set in which more than one following position is labeled with the same element type name, then the content model is in error and may be reported as an error.

Algorithms exist which allow many but not all non-deterministic content models to be reduced automatically to equivalent deterministic models; see Brüggemann-Klein 1991 [[Brüggemann-Klein](#)].

Appendix F. Autodetection of Character Encodings (Non-Normative)

The XML encoding declaration functions as an internal label on each entity, indicating which character encoding is in use. Before an XML processor can read the internal label, however, it apparently has to know what character encoding is in use--which is what the internal label is trying to indicate. In the general

case, this is a hopeless situation. It is not entirely hopeless in XML, however, because XML limits the general case in two ways: each implementation is assumed to support only a finite set of character encodings, and the XML encoding declaration is restricted in position and content in order to make it feasible to autodetect the character encoding in use in each entity in normal cases. Also, in many cases other sources of information are available in addition to the XML data stream itself. Two cases may be distinguished, depending on whether the XML entity is presented to the processor without, or with, any accompanying (external) information. We consider the first case first.

F.1. Detection Without External Encoding Information

Because each XML entity not accompanied by external encoding information and not in UTF-8 or UTF-16 encoding *must* begin with an XML encoding declaration, in which the first characters must be '<?xml', any conforming processor can detect, after two to four octets of input, which of the following cases apply. In reading this list, it may help to know that in UCS-4, '<' is “#x0000003C” and '?' is “#x0000003F”, and the Byte Order Mark required of UTF-16 data streams is “#xFEFF”. The notation ## is used to denote any byte value except that two consecutive ##s cannot be both 00.


With a Byte Order Mark:

00 00 FE FF	UCS-4, big-endian machine (1234 order)
FF FE 00 00	UCS-4, little-endian machine (4321 order)
00 00 FF FE	UCS-4, unusual octet order (2143)
FE FF 00 00	UCS-4, unusual octet order (3412)
FE FF ## ##	UTF-16, big-endian
FF FE ## ##	UTF-16, little-endian
EF BB BF	UTF-8

Without a Byte Order Mark:

00 00 00 3C	UCS-4 or other encoding with a 32-bit code unit and ASCII characters encoded as ASCII values, in respectively big-endian (1234), little-endian (4321) and two unusual byte orders (2143 and 3412). The encoding declaration must be read to determine which of UCS-4 or other supported 32-bit encodings applies.
3C 00 00 00	
00 00 3C 00	
00 3C 00 00	
00 3C 00 3F	UTF-16BE or big-endian ISO-10646-UCS-2 or other encoding with a 16-bit code unit in big-endian order and ASCII characters encoded as ASCII values (the encoding declaration must be read to determine which)
3C 00 3F 00	UTF-16LE or little-endian ISO-10646-UCS-2 or other encoding with a 16-bit code unit in little-endian order and ASCII characters encoded as ASCII values (the encoding declaration must be read to determine which)
3C 3F 78 6D	UTF-8, ISO 646, ASCII, some part of ISO 8859, Shift-JIS, EUC, or any other 7-bit, 8-bit, or mixed-width encoding which ensures that the characters of ASCII have their normal positions, width, and values; the actual encoding declaration must be read to detect which of these applies, but since all of these encodings use the same bit patterns for the relevant ASCII characters, the encoding declaration itself may be read reliably
4C 6F A7 94	EBCDIC (in some flavor; the full encoding declaration must be read to tell which code page is in use)

Other	UTF-8 without an encoding declaration, or else the data stream is mislabeled (lacking a required encoding declaration), corrupt, fragmentary, or enclosed in a wrapper of some kind
-------	---

 In cases above which do not require reading the encoding declaration to determine the encoding, section 4.3.3 still requires that the encoding declaration, if present, be read and that the encoding name be checked to match the actual encoding of the entity. Also, it is possible that new character encodings will be invented that will make it necessary to use the encoding declaration to determine the encoding, in cases where this is not required at present.

This level of autodetection is enough to read the XML encoding declaration and parse the character-encoding identifier, which is still necessary to distinguish the individual members of each family of encodings (e.g. to tell UTF-8 from 8859, and the parts of 8859 from each other, or to distinguish the specific EBCDIC code page in use, and so on).

Because the contents of the encoding declaration are restricted to characters from the ASCII repertoire (however encoded), a processor can reliably read the entire encoding declaration as soon as it has detected which family of encodings is in use. Since in practice, all widely used character encodings fall into one of the categories above, the XML encoding declaration allows reasonably reliable in-band labeling of character encodings, even when external sources of information at the operating-system or transport-protocol level are unreliable. Character encodings such as UTF-7 that make overloaded usage of ASCII-valued bytes may fail to be reliably detected.

Once the processor has detected the character encoding in use, it can act appropriately, whether by invoking a separate input routine for each case, or by calling the proper conversion function on each character of input.

Like any self-labeling system, the XML encoding declaration will not work if any software changes the entity's character set or encoding without updating the encoding declaration. Implementors of character-encoding routines should be careful to ensure the accuracy of the internal and external information used to label the entity.

F.2. Priorities in the Presence of External Encoding Information

The second possible case occurs when the XML entity is accompanied by encoding information, as in some file systems and some network protocols. When multiple sources of information are available, their relative priority and the preferred method of handling conflict should be specified as part of the higher-level protocol used to deliver XML. In particular, please refer to [\[IETF RFC 2376\]](#) or its successor, which defines the `text/xml` and `application/xml` MIME types and provides some useful guidance. In the interests of interoperability, however, the following rule is recommended.

- If an XML entity is in a file, the Byte-Order Mark and encoding declaration are used (if present) to determine the character encoding.

Appendix G. W3C XML Working Group (Non-Normative)

This specification was prepared and approved for publication by the W3C XML Working Group (WG). WG approval of this specification does not necessarily imply that all WG members voted for its approval. The current and former members of the XML WG are:

Jon Bosak, Sun (Chair); James Clark (Technical Lead); Tim Bray, Textuality and Netscape (XML Co-editor); Jean Paoli, Microsoft (XML Co-editor); C. M. Sperberg-McQueen, U. of Ill. (XML Co-editor);

Dan Connolly, W3C (W3C Liaison); Paula Angerstein, Texcel; Steve DeRose, INSO; Dave Hollander, HP; Eliot Kimber, ISOGEN; Eve Maler, ArborText; Tom Magliery, NCSA; Murray Maloney, SoftQuad, Grif SA, Muzmo and Veo Systems; MURATA Makoto (FAMILY Given), Fuji Xerox Information Systems; Joel Nava, Adobe; Conleth O'Connell, Vignette; Peter Sharpe, SoftQuad; John Tigue, DataChannel

Appendix H. W3C XML Core Group (Non-Normative)

The second edition of this specification was prepared by the W3C XML Core Working Group (WG). The members of the WG at the time of publication of this edition were:

Paula Angerstein, Vignette; Daniel Austin, Ask Jeeves; Tim Boland; Allen Brown, Microsoft; Dan Connolly, W3C (Staff Contact); John Cowan, Reuters Limited; John Evdemon, XMLSolutions Corporation; Paul Grosso, Arbortext (Co-Chair); Arnaud Le Hors, IBM (Co-Chair); Eve Maler, Sun Microsystems (Second Edition Editor); Jonathan Marsh, Microsoft; MURATA Makoto (FAMILY Given), IBM; Mark Needleman, Data Research Associates; David Orchard, Jamcracker; Lew Shannon, NCR; Richard Tobin, University of Edinburgh; Daniel Veillard, W3C; Dan Vint, Lexica; Norman Walsh, Sun Microsystems; François Yergeau, Alis Technologies (Errata List Editor); Kongyi Zhou, Oracle

Appendix I. Production Notes (Non-Normative)

This Second Edition was encoded in the [XMLspec DTD](#) (which has [documentation](#) available). The HTML versions were produced with a combination of the [xmlspec.xsl](#), [diffspec.xsl](#), and [REC-xml-2e.xsl](#) XSLT stylesheets. The PDF version was produced with the [html2ps](#) facility and a distiller program.